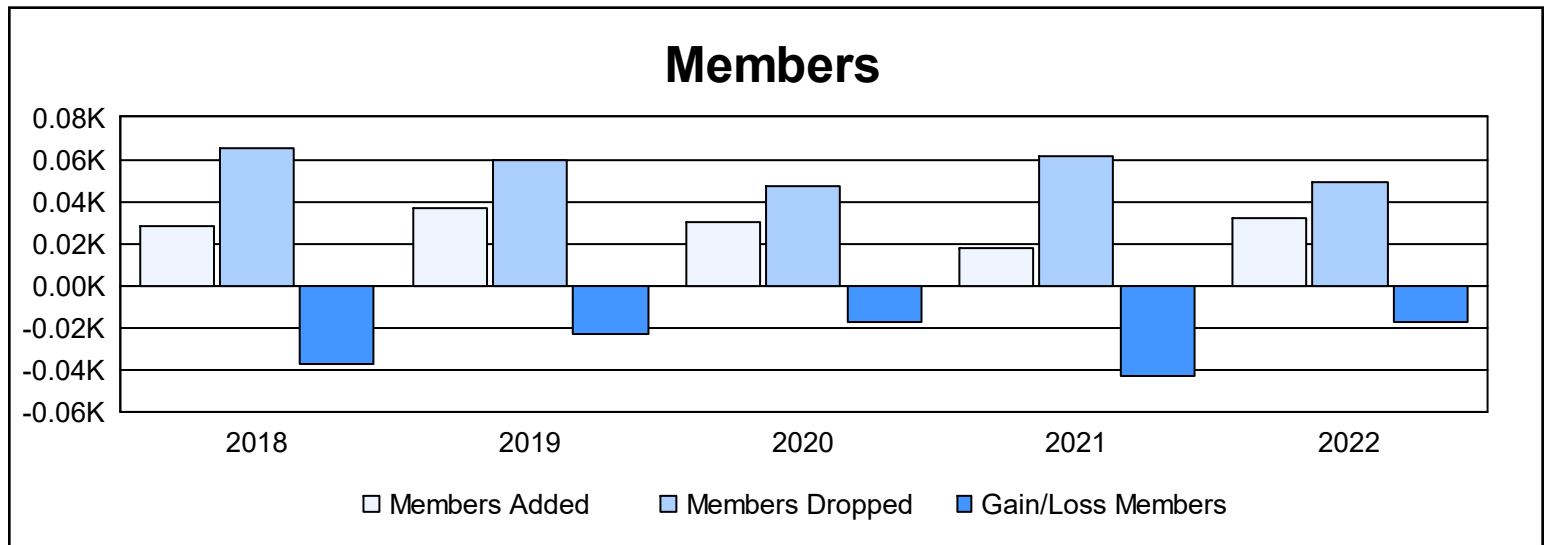
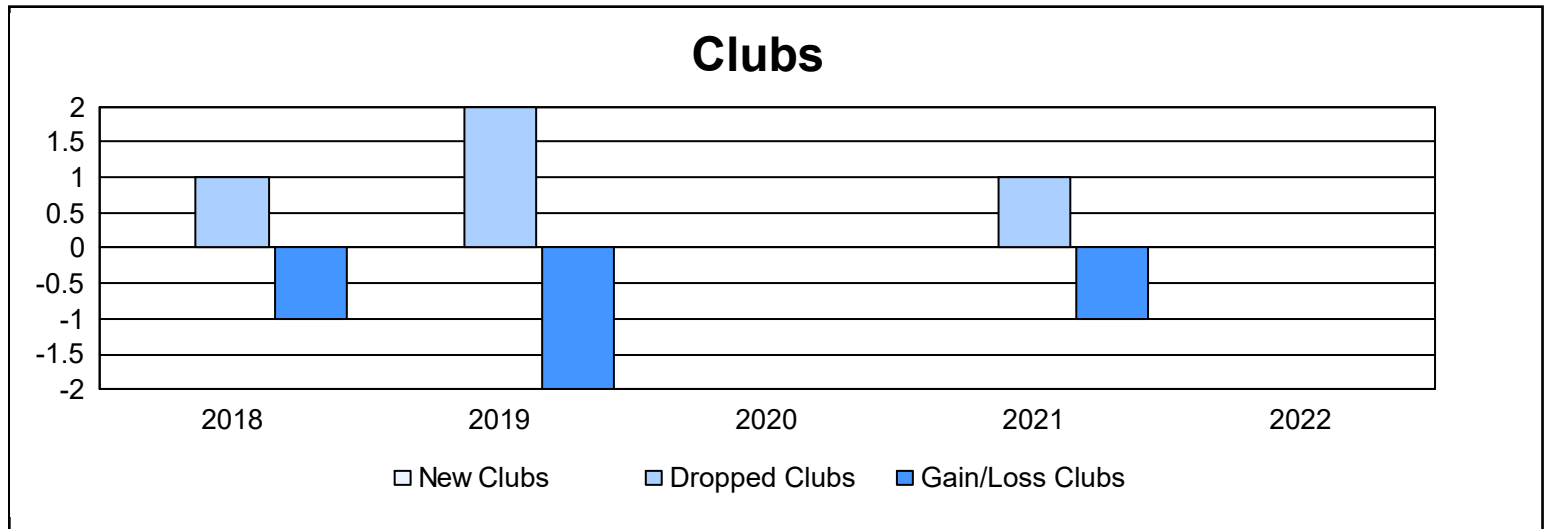
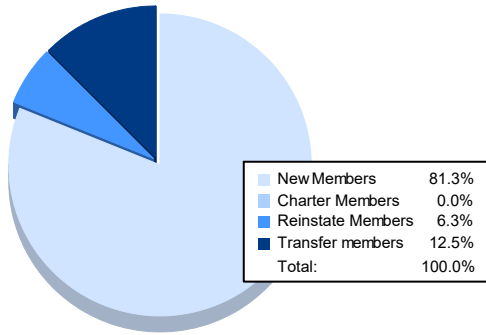


| Year           | New Clubs | Dropped Clubs | Gain/ Loss Clubs | New Members | Charter Members | Reinstate Members | Transfer Members | Total Member Added | Total Members Dropped | Gain/ Loss Members |
|----------------|-----------|---------------|------------------|-------------|-----------------|-------------------|------------------|--------------------|-----------------------|--------------------|
| 2017-2018      | 0         | 1             | -1               | 24          | 0               | 3                 | 1                | 28                 | 65                    | -37                |
| 2018-2019      | 0         | 2             | -2               | 33          | 1               | 2                 | 1                | 37                 | 60                    | -23                |
| 2019-2020      | 0         | 0             | 0                | 28          | 0               | 2                 | 0                | 30                 | 47                    | -17                |
| 2020-2021      | 0         | 1             | -1               | 15          | 0               | 2                 | 1                | 18                 | 61                    | -43                |
| 2021-2022      | 0         | 0             | 0                | 26          | 0               | 2                 | 4                | 32                 | 49                    | -17                |
| <b>Average</b> | <b>0</b>  | <b>1</b>      | <b>-1</b>        | <b>25</b>   | <b>0</b>        | <b>2</b>          | <b>1</b>         | <b>29</b>          | <b>56</b>             | <b>-27</b>         |



### Membership Composition June 2022 Cumulative



### Gender Composition June 2022 Cumulative

